

# Whole Plasmid Sequencing

” Sample Submission Guide for the Whole Plasmid Sequencing Service

## SAMPLE CONCENTRATION & VOLUME

Sample type	Size Category	Length	Concentration	Min. Volume
Plasmid	Regular	2.5 - 25 kbp	30 ng/μl	10 μl
	Large	25 - 125 kbp	50 ng/μl	20 μl
	XL	125 - 300 kbp	50 ng/μl	40 μl


### Where to send samples

#### BY DROPBOX

There are many DropBoxes installed throughout Europe for free sample shipment.

#### BY POST:

Eurofins Genomics Sequencing Lab  
Gottfried-Hagen-Straße 20  
51105 Köln



# Sample Preparation & Submission.

1.




## 1. DEFINE REACTIONS

Login to your Eurofins Genomics account. Choose “Whole Plasmid Sequencing” in the order menu.

Define your reactions on the order page and allocate the barcodes to your reactions.

2.



## 2. LABEL SAMPLES

Affix the Whole Plasmid Sequencing barcode on your sample tube / plate.

Please don't use parafilm to seal your tubes!

3.

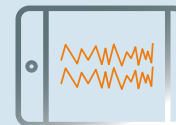


## 3. SUBMIT SAMPLES

Use either one of your nearest DropBox for free sample pick up or a courier of your choice.

Make sure to pack your samples safely.

4.



## 4. DOWNLOAD RESULTS

You will receive an email once your data is ready to download.

Data will be available in your online account.



**Please NOTE:** If samples are sent by post, data will be delivered next business day after sample receipt at Eurofins Genomics

## Additional Service & Information

» To find your closest DropBox, login to your account and click on “[my DropBoxes](#)”

» Shipping options for sending samples by mail or courier can be found [here](#)

» Do you need boxes for safe shipment of your samples? [Visit us here](#)



FOR MORE INFORMATION ON WHOLE PLASMID SEQUENCING APPLICATIONS AND OXFORD NANOPORE TECHNOLOGY, VISIT OUR [WEBSITE](#)

